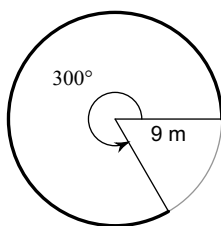


## Assignment #40

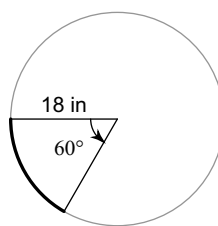
Period \_\_\_\_\_

**Find the length of each arc.**

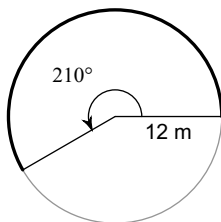
1)



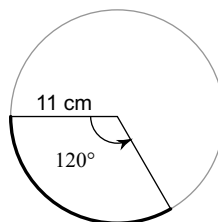
2)



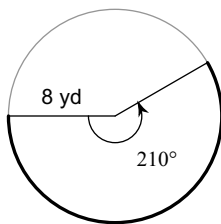
3)



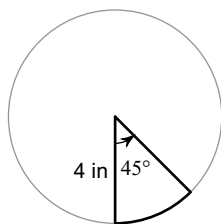
4)



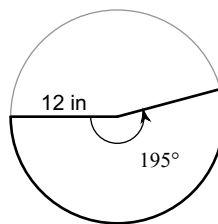
5)

**Find the area of each sector.**

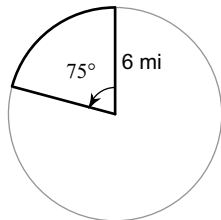
6)



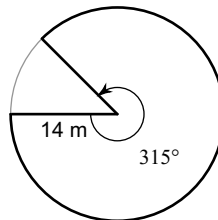
7)



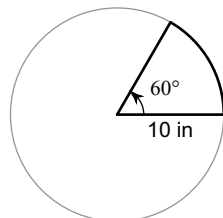
8)



9)



10)



## Answers to Assignment #40

1)  $15\pi$  m

2)  $6\pi$  in

3)  $14\pi$  m

4)  $\frac{22\pi}{3}$  cm

5)  $\frac{28\pi}{3}$  yd

6)  $2\pi$  in<sup>2</sup>

7)  $78\pi$  in<sup>2</sup>

8)  $\frac{15\pi}{2}$  mi<sup>2</sup>

9)  $\frac{343\pi}{2}$  m<sup>2</sup>

10)  $\frac{50\pi}{3}$  in<sup>2</sup>