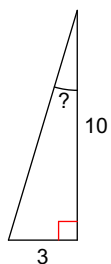


Assignment #38

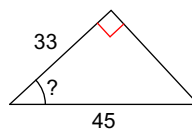
Period _____

Find the measure of the indicated angle to the nearest degree.

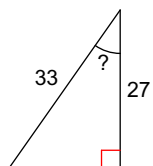
1)



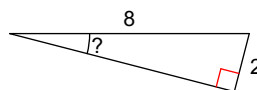
2)



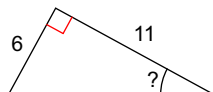
3)



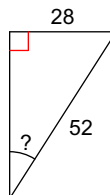
4)



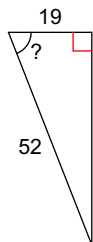
5)



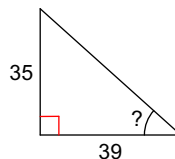
6)



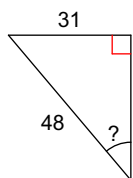
7)



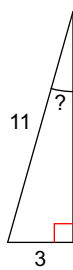
8)



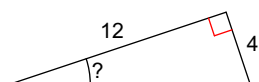
9)



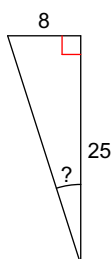
10)



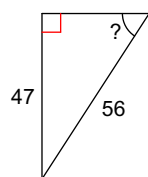
11)



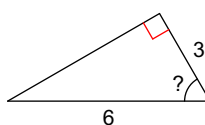
12)



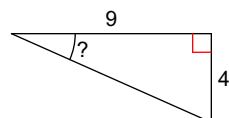
13)



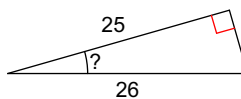
14)



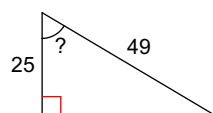
15)



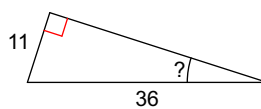
16)



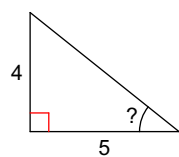
17)



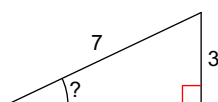
18)



19)



20)



Answers to Assignment #38

- | | | | |
|----------------|----------------|----------------|----------------|
| 1) 17° | 2) 43° | 3) 35° | 4) 14° |
| 5) 29° | 6) 33° | 7) 69° | 8) 42° |
| 9) 40° | 10) 16° | 11) 18° | 12) 18° |
| 13) 57° | 14) 60° | 15) 24° | 16) 16° |
| 17) 59° | 18) 18° | 19) 39° | 20) 25° |